

STEPPED TOP SWING



USING RAW MATERIALS FROM SUSTAINABLE SOURCES



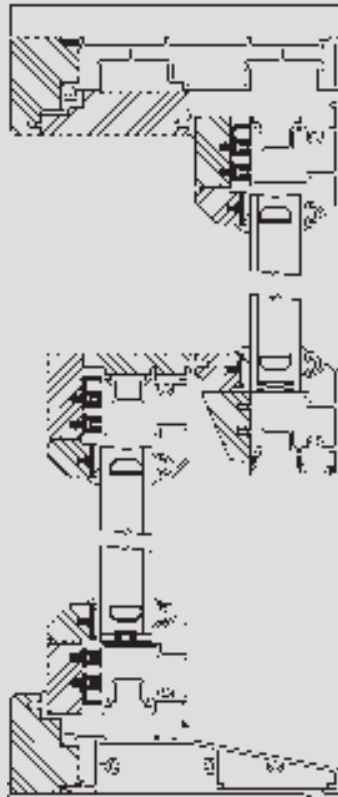
ENVIRONMENTALLY FRIENDLY

- a high proportion of the aluminium used in this product is from recycled material
- dependant on timber specified, FSC accreditation is available
- we only use water based timber treatments



As members of CAB (the Council for Aluminium in Building) and the Glass and Glazing Federation we are dedicated to meeting the future technical demands of the glazing industry.

By utilising our design skill and experience, Computer Aided Design, testing resources and by working together with your design team, we will provide value curtain wall, windows or doors of quality.



Combining the appearance of a traditional sliding sash window with modern performance standards this window is unique.

SERVICES

- Project references, including a vast choice of high quality and varied installation examples, from hundreds of satisfied clients
- Information to assist in product selection
- Comprehensive technical support
- Providing a sample window or door can be very important and these can be produced for the client's approval.

Research & Development

AM's in-house design team ensures the company stays at the forefront of product innovation. Our research and development programme is on-going and rigorous.

Testing

All of our products are independently tested. Please contact the Technical Department to request a full copy of any specific reports.

Test Overview

Test	Tilt & Turn Window	Uni (Casement / Reversible) Window	Stepped Top Swing
BS 5368 Part 1 : 1976. Air Permeability	600 Parcals - Class C	600 Parcals - Class C	600 Pascals - Class C
BS 5368 Part 2 : 1976. Water Permeability	1000 Pascals	1000 Pascals	300 Pascals
BS 5368 Part 3 : 1976. Wind Resistance	3200 Pascals	2800 Pascals	2000 Pascals

Bespoke sections

Our experienced technical team offers in-house product development and we are happy to discuss the production of bespoke sections to your design.

CAD drawings

Section drawings and assemblies can be sent by e-mail in a suitable format. Alternatively they are available as hard copy, or on CD/disc.



Uniclass L3811+L411+L413:P43	EPIC C421+D11+D13:X421
Cl/SfB (21.4)+(31.4)+(31.5)	Xh4 AB:A4+11.04



THE STRENGTH AND RESILIENCE OF ALUMINIUM ON THE OUTSIDE AND... THE NATURAL BEAUTY OF TIMBER ON THE INSIDE



The Aluminium / Timber Composite Window System

ALUPROBOND



AM Profiles Ltd., Hardwick View Road, Holmewood Industrial Estate, Holmewood, Chesterfield, Derbyshire S42 5SA, England
Tel: +44 (0)1246 856 000 Fax: +44 (0)1246 855 105
sales@amprofiles.com www.amprofiles.com

Due to our policy of continued product improvement we reserve the right to change designs and specifications without prior notice.



ISO 9001:2000 registered firm



Set your imagination free



ALARBOND is no ordinary window and door system. Designed to offer choice of opening styles, choice of external colour and choice of internal timber finish, ALARBOND is the most extensive range of aluminium/timber composite window & door products available from a British systems company.

A composite construction using rigid aluminium sections in a range of finishes externally and a variety of timbers and treatments internally, ALARBOND is offered fully fabricated from a network of registered fabricators and installers.



The window system that offers the traditional beauty of natural timber on the inside and the strength, resilience and colour possibilities of aluminium on the outside.

Advanced technology and performance values combined with traditional qualities of workmanship.



The ALARBOND system....

UNI Window

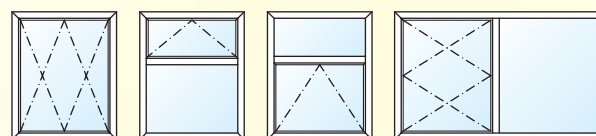
Universally matching sight lines are maintained when a range of sash opening types are produced. Top or side swing fully reversible and top or side hung casement sashes are housed within the same outerframe if required. The window is normally internally glazed but fixed light panelled areas can be externally beaded.

Casement

Open out casement windows either top hung or side hung are manufactured from the Uni system.

Tilt & Turn

Open in side hung casements, tilt & slide patios, single and double balcony doors, fixed lights and tilt and turns are



popular configurations that can be produced from this versatile internally glazed system.

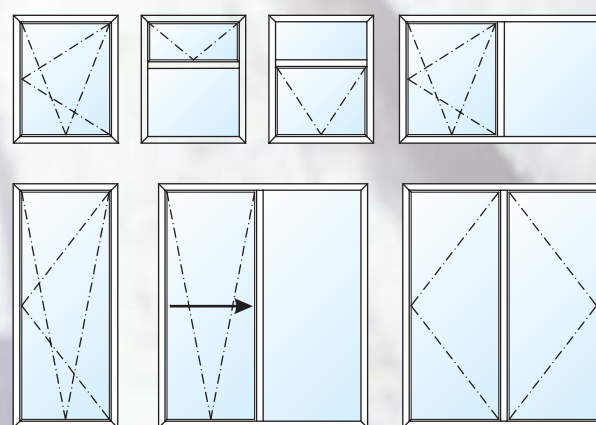
Stepped Top Swing

The unique combination of functionality and fabulous aesthetics creates a very special window. Depending on hardware specified, the sashes can reverse for easy cleaning, or be top hung or dummy sashes. Equal sight lines are always

maintained and this sliding sash look-a-like window must be seen to be fully appreciated.

Doors

Aluminium cladding sections are bonded to structural timber members to create a wide range of products including doors, screens and ground floor treatments.




KEY FEATURES

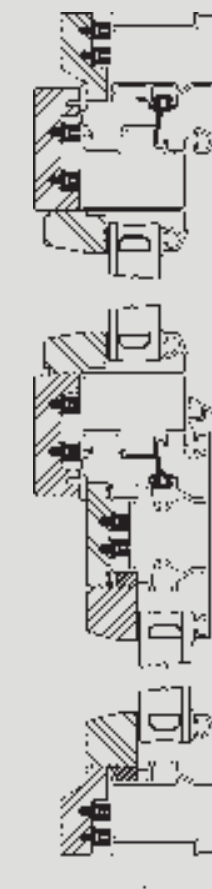
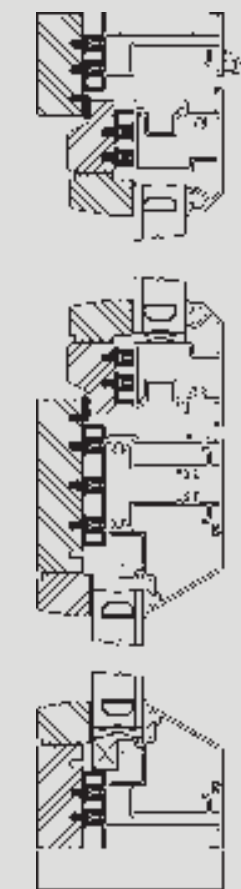
- external aluminium in the full range of RAL and BS powder paint colours
- wide choice of internal timbers with opaque or clear finishes
- the British aluminium/timber composite system with no project too large or too small
- available from a network of approved fabricators and installers
- the advanced Series 2000 system incorporating a thermal core
- door and screen system
- high quality standard hardware fixed to aluminium box sections
- window sash handles set below the glass line
- extensive choice of window types



UNI OPEN OUT WINDOW SYSTEM



TILT & TURN SYSTEM



Offering a variety of open out sash types including casement and top / side swing reversible in the same frame, the Uni window offers clean crisp sight line uniformity.

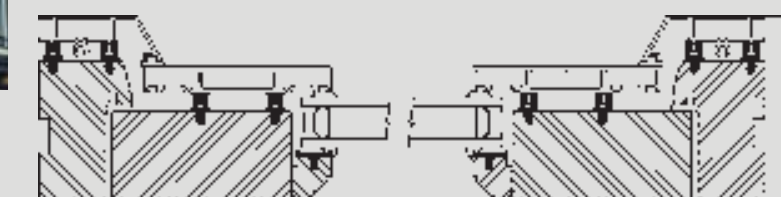
A tried and tested open in system offering excellent performance and an array of sash types including tilt and turn, tilt only, tilt and slide patio and hinged balcony doors. Superb weather rating, high security multi-point locking, cleanable from inside the room and glazing up to 32mm are some of the standard performance features.



Each sash of the unique stepped top swing window can be reversed for easy cleaning or unit replacement



HINGED DOOR



This hinged door system offers a selection of attractive glazed designs. Open in, open out, single or double doors can be produced.